Three Phase Rectifier Bridges, released, E 148688

Part Number	V_{RRM} V	V_{vRMS} V	I_{DAV} A	T_C °C	I_{FSM} 45°C 10ms A	V_{TO} V	r_T mΩ	T_{VJM} °C	R_{thJC} per Chip/ per Module K/W	R_{thJH} per Chip/ per Module K/W	Figure
PSD 25T/08	800	250	25	63	380	0.85	12	150	9.3 / 1.55	10.2 / 1.70	**11**
PSD 25T/12	1200	400									
PSD 25T/14	1400	440									
PSD 25T/16	1600	500									
PSD 25T/18	1800	575									
PSD 27/06	600	180	28	100	100	0.8	40	150	2.3 / 0.38	2.8 / 0.47	**14**
PSD 27/08	800	250									
PSD 27/12	1200	400									
PSD 28/06	600	250	28	100	100	0.8	40	150	2.3 / 0.38	2.8 / 0.47	**3**
PSD 28/08	800	400									
PSD 28/12	1200	440									
PSD 31/08	800	250	60	100	450	0.8	10	150	1.55 / 0.258	2.1 / 0.35	**5**
PSD 31/12	1200	400									
PSD 31/14	1400	440									
PSD 31/16	1600	500									
PSD 31/18	1800	575									
PSD 35T/08	800	250	38	85	400	0.85	12	150	4.2 / 0.70	4.8 / 0.80	**12**
PSD 35T/12	1200	400									
PSD 35T/14	1400	440									
PSD 35T/16	1600	500									
PSD 35T/18	1800	575									



Figure 3
page 65



Figure 5
page 66



Figure 11
page 69



Figure 12
page 69



Figure 14
page 70

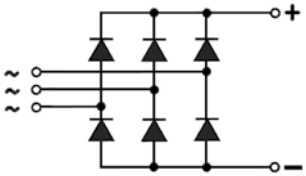

B6U

POWERSEM reserves the right to change limits, test conditions and dimensions - www.POWERSEM.com
© POWERSEM All rights reserved

Three Phase Rectifier Bridges, released, E 148688

Part Number	V_{RRM} V	V_{vRMS} V	I_{DAV} A	T_C °C	I_{FSM} 45°C 10ms A	V_{TO} V	r_T mΩ	T_{VJM} °C	R_{thJC} per Chip/ per Module K/W	R_{thJH} per Chip/ per Module K/W	Figure
PSD 36T/08	800	250	35	62	550	0.8	7.4	150	7.5 / 1.25	8.4 / 1.40	**11**
PSD 36T/12	1200	400									
PSD 36T/14	1400	440									
PSD 36T/16	1600	500									
PSD 36T/18	1800	575									
PSD 41/08	800	250	70	100	550	0.8	8	150	1.45 / 0.242	1.9 / 0.317	**5**
PSD 41/12	1200	400									
PSD 41/14	1400	440									
PSD 41/16	1600	500									
PSD 41/18	1800	575									
PSD 50/08	800	250	80	110	675	0.8	5	150	1.1 / 0.183	1.52 / 0.253	**6**
PSD 50/12	1200	400									
PSD 50/14	1400	440									
PSD 50/16	1600	500									
PSD 50/18	1800	575									
PSD 51/08	800	250	85	100	750	0.85	6	150	1.3 / 0.22	1.6 / 0.27	**5**
PSD 51/12	1200	400									
PSD 51/14	1400	440									
PSD 51/16	1600	500									
PSD 51/18	1800	575									
PSD 55T/08	800	250	58	85	750	0.85	8	150	2.7 / 0.45	3.06 / 0.51	**13**
PSD 55T/12	1200	400									
PSD 55T/14	1400	440									
PSD 55T/16	1600	500									
PSD 55T/18	1800	575									
PSD 61/08	800	250	100	100	1000	0.80	5	150	1.12 / 0.187	1.5 / 0.25	**5**
PSD 61/12	1200	400									
PSD 61/14	1400	440									
PSD 61/16	1600	500									
PSD 61/18	1800	575									

© POWERSEM All rights reserved

Three Phase Rectifier Bridges, released, E 148688

	Part Number	V_{RRM} V	V_{vRMS} V	I_{DAV} A	T_C °C	I_{FSM} 45°C 10ms A	V_{TO} V	r_T mΩ	T_{VJM} °C	R_{thJC} per Chip/ per Module K/W	R_{thJH} per Chip/ per Module K/W	Figure
30 mm	**PSD 62/08**	800	250	63	110	550	0.8	8	150	1.45 / 0.24	1.87 / 0.31	1
	PSD 62/12	1200	400									
	PSD 62/14	1400	440									
	PSD 62/16	1600	500									
	PSD 62/18	1800	575									
17 mm	**PSDS 62/08**	800	250	63	110	550	0.8	8	150	1.45 / 0.24	1.87 / 0.31	23
	PSDS 62/12	1200	400									
	PSDS 62/14	1400	440									
	PSDS 62/16	1600	500									
	PSDS 62/18	1800	575									
30 mm	**PSD 63/08**	800	250	75	100	1000	0.8	8	150	0.58 / 0.097	0.825 / 0.138	1
	PSD 63/12	1200	400									
	PSD 63/14	1400	440									
	PSD 63/16	1600	500									
	PSD 63/18	1800	575									
17 mm	**PSDS 63/08**	800	250	75	100	1000	0.8	8	150	0.58 / 0.097	0.825 / 0.138	23
	PSDS 63/12	1200	400									
	PSDS 63/14	1400	440									
	PSDS 63/16	1600	500									
	PSDS 63/18	1800	575									



Figure 1
page 64



Figure 5
page 66



Figure 6
page 66



Figure 11
page 69



Figure 13
page 70



Figure 23
page 75

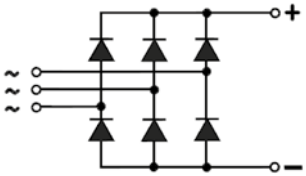

B6U

POWERSEM reserves the right to change limits, test conditions and dimensions - www.POWERSEM.com
© POWERSEM All rights reserved

Three Phase Rectifier Bridges, released, E 148688

	Part Number	V_{RRM} V	V_{vRMS} V	I_{DAV} A	T_C °C	I_{FSM} 45°C 10ms A	V_{TO} V	r_T mΩ	T_{VJM} °C	R_{thJC} per Chip/ per Module K/W	R_{thJH} per Chip/ per Module K/W	Figure
	PSD 67/06	600	180	68	100	300	0.8	13	150	1.1 / 0.18	1.6 / 0.27	**14**
	PSD 67/08	800	250									
	PSD 67/12	1200	400									
	PSD 67/14	1400	440									
	PSD 67/16	1600	500									
	PSD 68/06	600	180	68	100	300	0.8	13	150	1.1 / 0.18	1.6 / 0.27	**3**
	PSD 68/08	800	250									
	PSD 68/12	1200	400									
	PSD 68/14	1400	440									
	PSD 68/16	1600	500									
	PSD 75/08	800	250	95	85	1000	0.8	6	150	1.28 / 0.213	1.38 / 0.23	**15**
	PSD 75/12	1200	400									
	PSD 75/14	1400	440									
	PSD 75/16	1600	500									
	PSD 75/18	1800	575									
30 mm	**PSD 82/08**	800	250	88	110	750	0.8	5	150	1.1 / 0.183	1.52 / 0.253	**1**
30 mm	**PSD 82/12**	1200	400									
30 mm	**PSD 82/14**	1400	440									
30 mm	**PSD 82/16**	1600	500									
30 mm	**PSD 82/18**	1800	575									
17 mm	**PSDS 82/08**	800	250	88	110	750	0.8	5	150	1.1 / 0.183	1.52 / 0.253	**23**
17 mm	**PSDS 82/12**	1200	400									
17 mm	**PSDS 82/14**	1400	440									
17 mm	**PSDS 82/16**	1600	500									
17 mm	**PSDS 82/18**	1800	575									
30 mm	**PSD 83/08**	800	250	100	100	1200	0.8	5	150	0.58 / 0.097	0.825 / 0.138	**1**
30 mm	**PSD 83/12**	1200	400									
30 mm	**PSD 83/14**	1400	440									
30 mm	**PSD 83/16**	1600	500									
30 mm	**PSD 83/18**	1800	575									
17 mm	**PSDS 83/08**	**800**	**250**	**100**	**100**	**1200**	**0.8**	**5**	**150**	**0.58 / 0.097**	**0.825 / 0.138**	**23**
17 mm	**PSDS 83/12**	**1200**	**400**									
17 mm	**PSDS 83/14**	**1400**	**440**									
17 mm	**PSDS 83/16**	**1600**	**500**									
17 mm	**PSDS 83/18**	**1800**	**575**									
Solder Pin Version	**PSD 86/06**	600	180	86	90	530	0.8	7.5	150	1.2 / 0.2	1.5 / 0.25	**3**
Solder Pin Version	**PSD 86/08**	800	250									
Solder Pin Version	**PSD 86/12**	1200	400									
Solder Pin Version	**PSD 86/14**	1400	440									
Solder Pin Version	**PSD 86/16**	1600	500									

© POWERSEM All rights reserved

Three Phase Rectifier Bridges, released, E 148688

		Part Number	V_{RRM} V	V_{vRMS} V	I_{DAV} T_C A °C	I_{FSM} 45°C 10ms A	V_{TO} V	r_T mΩ	T_{VJM} °C	R_{thJC} per Chip/ per Module K/W	R_{thJH} per Chip/ per Module K/W	Figure
Press Pin Version	9 mm	PSD 86P9/06	600	180	86 90	530	0.8	7.5	150	1.2 / 0.2	1.5 / 0.25	24 A
		PSD 86P9/08	800	250								
		PSD 86P9/12	1200	400								
		PSD 86P9/14	1400	440								
		PSD 86P9/16	1600	500								
	17 mm	PSD 86P17/06	600	180	86 90	530	0.8	7.5	150	1.2 / 0.2	1.5 / 0.25	24 B
		PSD 86P17/08	800	250								
		PSD 86P17/12	1200	400								
		PSD 86P17/14	1400	440								
		PSD 86P17/16	1600	500								
		PSD 95/08	800	250	140 85	1200	0.8	5	150	0.9 / 0.15	1.1 / 0.183	6
		PSD 95/12	1200	400								
		PSD 95/14	1400	440								
		PSD 95/16	1600	500								
		PSD 95/18	1800	575								
		PSD 98/08	800	250	100 85	750	0.8	6	150	1.2 / 0.2	1.5 / 0.25	4
		PSD 98/12	1200	400								
		PSD 98/14	1400	440								
		PSD 98/16	1600	500								



Figure 1
page 64



Figure 3
page 65



Figure 4
page 65



Figure 6
page 66



Figure 14
page 70



Figure 15
page 71

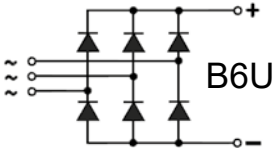



Figure 23
page 75



Figure 24A
page 75



Figure 24B
page 76

POWERSEM reserves the right to change limits, test conditions and dimensions - www.POWERSEM.com
© POWERSEM All rights reserved

Three Phase Rectifier Bridges, released, E 148688

	Part Number	V_{RRM} V	V_{vRMS} V	I_{DAV} A	T_C °C	I_{FSM} 45°C 10ms A	V_{TO} V	r_T mΩ	T_{VJM} °C	R_{thJC} per Chip/ per Module K/W	R_{thJH} per Chip/ per Module K/W	Figure
	PSD 105/08	800	250	160	85	1500	0.8	5	150	0.83 / 0.138	1.13 / 0.188	**15**
	PSD 105/12	1200	400									
	PSD 105/14	1400	440									
	PSD 105/16	1600	500									
	PSD 105/18	1800	575									
	PSD 108/08	800	250	117	100	900	0.8	4	150	0.85 / 0.142	1.15 / 0.192	**4**
	PSD 108/12	1200	400									
	PSD 108/14	1400	440									
	PSD 108/16	1600	500									
30 mm	**PSD 112/08**	800	250	127	90	1200	0.8	4	150	0.9 / 0.15	1.08 / 0.18	**2**
30 mm	**PSD 112/12**	1200	400									
30 mm	**PSD 112/14**	1400	440									
30 mm	**PSD 112/16**	1600	500									
30 mm	**PSD 112/18**	1800	575									
17 mm	**PSDS 112/08**	800	250	127	90	1200	0.8	4	150	0.9 / 0.15	1.08 / 0.18	**22**
17 mm	**PSDS 112/12**	1200	400									
17 mm	**PSDS 112/14**	1400	440									
17 mm	**PSDS 112/16**	1600	500									
17 mm	**PSDS 112/18**	1800	575									
	PSD 125/08	800	250	166	85	1800	0.8	3	150	0.83 / 0.138	1.13 / 0.188	**15**
	PSD 125/12	1200	400									
	PSD 125/14	1400	440									
	PSD 125/16	1600	500									
	PSD 125/18	1800	575									
30 mm	**PSD 162/08**	800	250	175	90	1800	0.8	3	150	0.65 / 0.108	0.83 / 0.138	**2**
30 mm	**PSD 162/12**	1200	400									
30 mm	**PSD 162/14**	1400	440									
30 mm	**PSD 162/16**	1600	500									
30 mm	**PSD 162/18**	1800	575									
17 mm	**PSDS 162/08**	800	250	175	90	1800	0.8	3	150	0.65 / 0.108	0.83 / 0.138	**22**
17 mm	**PSDS 162/12**	1200	400									
17 mm	**PSDS 162/14**	1400	440									
17 mm	**PSDS 162/16**	1600	500									
17 mm	**PSDS 162/18**	1800	575									

© POWERSEM All rights reserved

Three Phase Rectifier Bridges, released, E 148688

	Part Number	V_{RRM} V	V_{vRMS} V	I_{DAV} T_C A °C	I_{FSM} 45°C 10ms A	V_{TO} V	r_T mΩ	T_{VJM} °C	R_{thJC} per Chip/ per Module K/W	R_{thJH} per Chip/ per Module K/W	Figure
30 mm	**PSD 192/08**	800	250	248 90	2800	0.8	2.2	150	0.45 / 0.075	0.6 / 0.1	**2**
	PSD 192/12	1200	400								
	PSD 192/14	1400	440								
	PSD 192/16	1600	500								
	PSD 192/18	1800	575								
17 mm	**PSDS 192/08**	800	250	248 90	2800	0.8	2.2	150	0.45 / 0.075	0.6 / 0.1	**22**
	PSDS 192/12	1200	400								
	PSDS 192/14	1400	440								
	PSDS 192/16	1600	500								
	PSDS 192/18	1800	575								



Figure 2
page 64



Figure 4
page 65

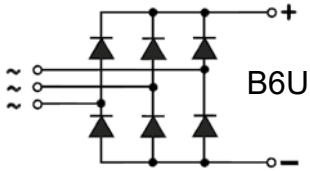



Figure 15
page 71



Figure 22
page 74

© POWERSEM All rights reserved

Three Phase Half Controlled Rectifier Bridges, released, E 148688

Part Number	V_{RRM} V	V_{vRMS} V	I_{DAV} A	T_C °C	I_{FSM} 45°C 10ms A	V_{TO} V	r_T mΩ	T_{VJM} °C	R_{thJC} per Chip/ per Module K/W	R_{thJH} per Chip/ per Module K/W	Figure
PSDH 39/08	800	250	39	85	200	0.85	27	125	1.3 / 0.22	1.8 / 0.3	**3**
PSDH 39/12	1200	400									
PSDH 70/08	800	250	70	85	550	0.85	11	125	0.9 / 0.15	1.1 / 0.183	**5**
PSDH 70/12	1200	400									
PSDH 70/14	1400	440									
PSDH 70/16	1600	500									
PSDH 75/08	800	250	75	85	520	0.85	11	125	0.9 / 0.15	1.1 / 0.183	**6**
PSDH 75/12	1200	400									
PSDH 75/14	1400	440									
PSDH 75/16	1600	500									
PSDH 90/08	800	250	100	85	1150	0.85	5.33	125	0.6 / 0.1	0.8 / 0.133	**6**
PSDH 90/12	1200	400									
PSDH 90/14	1400	440									
PSDH 110/08	800	250	110	85	1150	0.85	6	125	0.65 / 0.108	0.8 / 0.133	**2**
PSDH 110/12	1200	400									
PSDH 110/14	1400	440									
PSDH 175/08	800	250	167	85	1500	0.85	3.5	125	0.46 / 0.077	0.55 / 0.092	**2**
PSDH 175/12	1200	400									
PSDH 175/14	1400	440									
PSDH 175/16	1600	500									

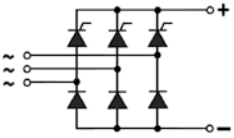

B6HK



Figure 2
page 64



Figure 3
page 65



Figure 5
page 66



Figure 6
page 66

© POWERSEM All rights reserved

Three Phase Half Controlled Rectifier Bridges, released, E 148688 With Freewheeling Diode

Part Number	V_{RRM} V	V_{vRMS} V	I_{DAV} A	T_C °C	I_{FSM} 45°C 10ms A	V_{TO} V	r_T mΩ	T_{VJM} °C	R_{thJC} per Chip/ per Module K/W	R_{thJH} per Chip/ per Module K/W	Figure
PSFH 70/08	800	250	70	85	550	0.85	11	125	0.9 / 0.15	1.1 / 0.157	**5**
PSFH 70/12	1200	400									
PSFH 70/14	1400	440									
PSFH 70/16	1600	500									



Figure 5
page 66

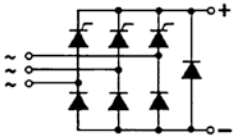

B6HKF

Three Phase Full Controlled Rectifier Bridges, released, E 148688

Part Number	V_{RRM} V	V_{vRMS} V	I_{DAV} A	T_C °C	I_{FSM} 45°C 10ms A	V_{TO} V	r_T mΩ	T_{VJM} °C	R_{thJC} per Chip/ per Module K/W	R_{thJH} per Chip/ per Module K/W	Figure
PSDT 39/08	800	250	39	85	200	0.85	27	125	1.3 / 0.22	1.8 / 0.3	**3**
PSDT 39/12	1200	400									
PSDT 70/08	800	250	70	85	520	0.85	11	125	0.9 / 0.15	1.1 / 0.183	**5**
PSDT 70/12	1200	400									
PSDT 70/14	1400	440									
PSDT 70/16	1600	500									



Figure 3
page 65



Figure 5
page 66

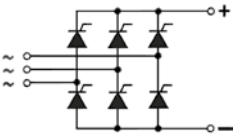

B6C

POWERSEM reserves the right to change limits, test conditions and dimensions - www.POWERSEM.com
© POWERSEM All rights reserved

Three Phase Full Controlled Rectifier Bridges, released, E 148688

Part Number	V_{RRM} V	V_{vRMS} V	I_{DAV} A	T_C °C	I_{FSM} 45°C 10ms A	V_{TO} V	r_T mΩ	T_{VJM} °C	R_{thJC} per Chip/ per Module K/W	R_{thJH} per Chip/ per Module K/W	Figure
PSDT 75/08	800	250	75	85	550	0.85	11	125	0.9 / 0.15	1.1 / 0.183	**6**
PSDT 75/12	1200	400									
PSDT 75/14	1400	440									
PSDT 75/16	1600	500									
PSDT 90/08	800	250	100	85	1150	0.85	5.33	125	0.6 / 0.10	0.8 / 0.133	**6**
PSDT 90/12	1200	400									
PSDT 90/14	1400	440									
PSDT 110/08	800	250	110	85	1150	0.85	6	125	0.65 / 0.108	0.8 / 0.133	**2**
PSDT 110/12	1200	400									
PSDT 110/14	1400	440									
PSDT 175/08	800	250	167	85	1500	0.85	3.5	125	0.46 / 0.077	0.55 / 0.092	**2**
PSDT 175/12	1200	400									
PSDT 175/14	1400	440									
PSDT 175/16	1600	500									

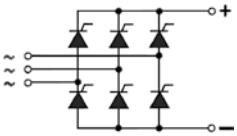

B6C



Figure 2 page 64



Figure 6 page 66

Three Phase Full Controlled Rectifier Bridges, released, E 148688 With Freewheeling Diode

Part Number	V_{RRM} V	V_{vRMS} V	I_{DAV} A	T_C °C	I_{FSM} 45°C 10ms A	V_{TO} V	r_T mΩ	T_{VJM} °C	R_{thJC} per Chip/ per Module K/W	R_{thJH} per Chip/ per Module K/W	Figure
PSFT 70/08	800	250	70	85	550	0.85	11	125	0.9 / 0.15	1.1 / 0.18	**5**
PSFT 70/12	1200	400									
PSFT 70/14	1400	440									
PSFT 70/16	1600	500									

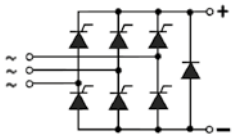

B6CF



Figure 5 page 66

POWERSEM reserves the right to change limits, test conditions and dimensions - www.POWERSEM.com

© POWERSEM All rights reserved

Three Phase Rectifier Bridges, released, E 148688

With Fast Recovery Epitaxial Diodes

Part Number	V_{RRM} V	V_{vRMS} V	I_{DAV} A	T_C °C	I_{FSM} 45°C 10ms A	V_{TO} V	r_T mΩ	t_{rr} ns	R_{thJC} per Chip/ per Module K/W	R_{thJH} per Chip/ per Module K/W	Figure
PSD 24F/04	400	125	34	85	50	1.18	22	35	2.5 / 0.42	2.8 / 0.47	**3**
PSD 24F/06	600	200	34	85	50	1.18	22	35	2.5 / 0.42	2.8 / 0.47	
PSD 24F/08	800	250	24	85	40	1.39	55	40	2.5 / 0.42	2.8 / 0.47	
PSD 24F/12	1200	400	24	85	40	1.39	55	40	2.5 / 0.42	2.8 / 0.47	
PSD 43F/04	400	125	56	85	110	1.13	13	35	1.6 / 0.27	1.9 / 0.32	**3**
PSD 43F/06	600	200	56	85	110	1.13	13	35	1.6 / 0.27	1.9 / 0.32	
PSD 43F/08	800	250	40	85	90	1.32	30	40	1.6 / 0.27	1.9 / 0.32	
PSD 43F/12	1200	400	40	85	90	1.32	30	40	1.6 / 0.27	1.9 / 0.32	
PSD 91F/04	400	125	86	100	250	0.98	8	35	0.9 / 0.15	1.2 / 0.2	**3**
PSD 91F/06	600	200	86	100	250	0.98	8	35	0.9 / 0.15	1.2 / 0.2	
PSD 91F/08	800	250	74	85	200	1.31	15	40	0.9 / 0.15	1.2 / 0.2	
PSD 91F/12	1200	400	74	85	200	1.31	15	40	0.9 / 0.15	1.2 / 0.2	
PSD 150F/04	400	125	130	85	600	1.09	4.3	35	0.85 / 0.14	1.0 / 0.17	**4**
PSD 150F/06	600	200	130	85	600	1.09	4.3	35	0.85 / 0.14	1.0 / 0.17	
PSD 150F/08	800	250	130	75	500	1.12	5.7	40	0.85 / 0.14	1.0 / 0.17	
PSD 150F/12	1200	400	130	75	500	1.12	5.7	40	0.85 / 0.14	1.0 / 0.17	



Figure 3
page 65

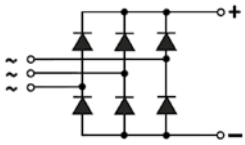

B6U



Figure 4
page 65

© POWERSEM All rights reserved