MOSFET Modules, released, E 148688 ECO-PAC™ 2

H-Bridge Configuration

Part Number	V_{DSS} V	I_{D25} T_s=25°C A	I_{D80} T_s=28°C A	$R_{DS(on)}$ T_j=25°C mΩ	t_f ns	t_r ns	R_{thJC} K/W	Figure
PSHM 40/06*	600	38	25 (T_C=90°C)	70	10	95	0.45	**4**
PSHM 120/01*	100	75	47	25	60	60	0.5	**4**
PSHM 140/01*	100	70	52	20	TBD	TBD	0.45	**4**

***NTC optional**



Figure 4 page 65

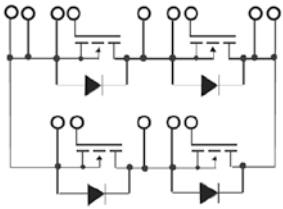

MOSFET Modules, released, E 148688 ECO-PAC™ 2

Forward Converter

Part Number	V_{DSS} V	I_{D25} T_s=25°C A	I_{D80} T_s=28°C A	$R_{DS(on)}$ T_j=25°C mΩ	t_f ns	t_r ns	R_{thJC} K/W	Figure
PSHM 40D/06*	600	38	25 (TC=90°C)	70	10	95	0.45	**4**
PSHM 120D/01*	100	75	47	25	60	60	0.5	**4**
PSHM 140D/01*	100	70	52	20	TBD	TBD	0.45	**4**

***NTC optional**



Figure 4 page 65

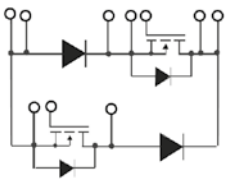

© POWERSEM All rights reserved

Rectifier Bridges for Power Factor Correction (PFC), Single Phase PFC released, E 148688 ECO-PAC™ 2

Boost Module with MOSFET and Boost Diode, Fast Rectifier Diodes

Part Number	V_{DSS} max. V	$I_{D(cont.)}$ T_s 25°C A	$R_{DS(on)}$ T_C 80°C boost diode Ω	R_{thJS} max. K/W	P_D max. TS= 25°C V	V_{RRM} boost diode V	V_{RRM} rectifier diode V	Figure
PSBM 24/05	500	35	0.12	0.38	325	600	800	**4**

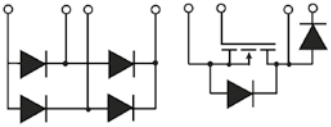



Figure 4
page 65

MOSFET Modules, released, E 148688 ECO-PAC™ 2

Part Number	V_{DSS} V	I_{D25} T_s=25°C A	I_{D80} T_s=28°C A	$R_{DS(on)}$ T_j=25°C mΩ	t_f ns	t_r ns	R_{thJC} K/W	Figure
PSMG 50/05*	500	43	31	100	45	60	0.3	**4**
PSMG 60/08	800	60	tbd	0.12	40	45	0.45	**4**
PSMG 100/05*	500	82	62	50	45	60	0.16	**4**
PSMG 150/01*	100	150	110	8	65	90	0.3	**4**

***NTC optional**

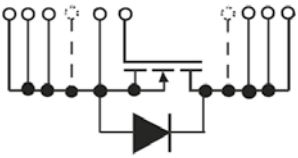



Figure 4
page 65

© POWERSEM All rights reserved