Fast Recovery Epitaxial Diode (FRED) Modules, released, E 148688

Part Number	V_{RRM} V	V_{VRMS} V	I_{DAV} A	T_C °C	I_{FSM} 45°C 10ms A	V_{TO} V	r_T mΩ	t_{rr} typ. ns	R_{thJC} per Chip/ per Module K/W	R_{thJH} per Chip/ per Module K/W	Figure
PSEI 2x30/04	400	125	30	85	300	1.01	7.10	35	1.25 / 0.63	1.3 / 0.65	**3**
PSEI 2x30/06	600	200	30	85	300	1.01	7.10	35	1.25 / 0.63	1.3 / 0.65	
PSEI 2x30/10	1000	312	30	50	200	1.50	12.5	35	1.25 / 0.63	1.3 / 0.65	
PSEI 2x30/12	1200	400	28	50	200	1.65	18.2	40	1.25 / 0.63	1.3 / 0.65	
PSEI 2x31/04	400	125	30	85	300	1.01	7.10	35	1.25 / 0.63	1.3 / 0.65	**3**
PSEI 2x31/06	600	200	30	85	300	1.01	7.10	35	1.25 / 0.63	1.3 / 0.65	
PSEI 2x31/10	1000	312	30	50	200	1.50	12.5	35	1.25 / 0.63	1.3 / 0.65	
PSEI 2x31/12	1200	400	28	50	200	1.65	18.2	40	1.25 / 0.63	1.3 / 0.65	
PSEI 2x61/02	200	60	71	85	950	0.70	3.00	35	0.7 / 0.35	0.75 / 0.38	**3**
PSEI 2x61/04	400	125	60	70	550	1.13	4.70	35	0.7 / 0.35	0.75 / 0.38	
PSEI 2x61/06	600	200	60	70	550	1.13	4.70	35	0.7 / 0.35	0.75 / 0.38	
PSEI 2x61/10	1000	312	60	50	500	1.43	6.10	35	0.7 / 0.35	0.75 / 0.38	
PSEI 2x61/12	1200	400	52	50	450	1.65	8.30	40	0.7 / 0.35	0.75 / 0.38	
PSEI 2x101/06	600	200	96	70	1200	0.70	4.70	35	0.5 / 0.25	0.55 / 0.28	**4**
PSEI 2x101/12	1200	400	91	50	900	1.01	6.10	40	0.5 / 0.25	0.55 / 0.28	
PSEI 2x121/02	200	60	123	70	1200	0.70	2.10	35	0.7 / 0.35	0.8 / 0.4	**4**
PSEI 2x161/02	200	60	165	70	1200	0.53	2.6	35	0.29 / 0.15	0.49 / 0.25	**4**
PSEI 2x161/06	600	200	147	70	1200	0.85	2.7	35	0.29 / 0.15	0.49 / 0.25	
PSEI 2x161/12	1200	400	128	70	1200	1.16	3	40	0.29 / 0.15	0.49 / 0.25	



Figure 3
page 65

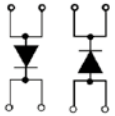

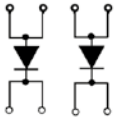



Figure 4
page 65

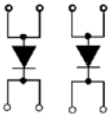

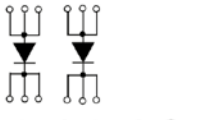

© POWERSEM All rights reserved

Fast Recovery Epitaxial Diode (FRED) Modules, released, E 148688

Part Number	V_{RRM} V	V_{VRMS} V	I_{DAV} A	T_C °C	I_{FSM} 45°C 10ms A	V_{TO} V	r_T mΩ	t_{rr} typ. ns	R_{thJC} per Chip/ per Module K/W	R_{thJH} per Chip/ per Module K/W	Figure
PSEK 60/02	200	60	34	100	325	0.72	4.20	35	1.25 / 0.63	1.3 / 0.65	**3**
PSEK 60/06	600	200	30	70	300	1.01	7	35	1.25 / 0.63	1.3 / 0.65	
PSEK 60/12	1200	400	26	70	200	1.65	18.2	40	1.25 / 0.63	1.3 / 0.65	

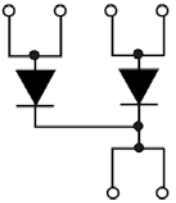

PSEK



Figure 3
page 65

© POWERSEM All rights reserved

Single Phase Rectifier Bridges,
released, E 148688 With Fast Recovery Epitaxial Diodes

Part Number	V_{RRM} V	V_{vRMS} V	I_{DAV} A	T_C °C	I_{FSM} 45°C 10ms A	V_{TO} V	r_T mΩ	t_{rr} ns	R_{thJC} per Chip/ per Module K/W	R_{thJH} per Chip/ per Module K/W	Figure
PSB 19F/04	400	125	27	85	50	1.18	22	35	2.5 / 0.63	2.8 / 0.7	**3**
PSB 19F/06	600	200	27	85	50	1.18	22	35	2.5 / 0.63	2.8 / 0.7	
PSB 19F/08	800	250	19	85	40	1.32	30	40	2.5 / 0.63	2.8 / 0.7	
PSB 19F/12	1200	400	19	85	40	1.32	30	40	2.5 / 0.63	2.8 / 0.7	
PSB 33F/04	400	125	44	85	110	1.13	13	35	1.6 / 0.4	1.9 / 0.48	**3**
PSB 33F/06	600	200	44	85	110	1.13	13	35	1.6 / 0.4	1.9 / 0.48	
PSB 33F/08	800	250	32	85	90	1.32	30	40	1.6 / 0.4	1.9 / 0.48	
PSB 33F/12	1200	400	32	85	90	1.32	30	40	1.6 / 0.4	1.9 / 0.48	
PSB 71F/04	400	125	68	85	250	0.98	8	35	0.9 / 0.23	1.2 / 0.3	**3**
PSB 71F/06	600	200	68	85	250	0.98	8	35	0.9 / 0.23	1.2 / 0.3	
PSB 71F/08	800	250	59	85	200	1.31	15	40	0.9 / 0.23	1.2 / 0.3	
PSB 71F/12	1200	400	59	85	200	1.31	15	40	0.9 / 0.23	1.2 / 0.3	
PSB 100F/04	400	125	100	85	600	1.09	4.3	35	0.85 / 0.21	1.0 / 0.25	**4**
PSB 100F/06	600	200	100	85	600	1.09	4.3	35	0.85 / 0.21	1.0 / 0.25	
PSB 100F/08	800	250	100	75	500	1.12	5.7	40	0.85 / 0.21	1.0 / 0.25	
PSB 100F/12	1200	400	100	75	500	1.12	5.7	40	0.85 / 0.21	1.0 / 0.25	

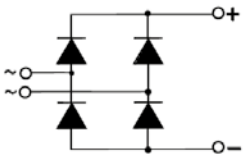

B2U



Figure 3
page 65



Figure 4
page 65

© POWERSEM All rights reserved

Three Phase Rectifier Bridges, released, E 148688

With Fast Recovery Epitaxial Diodes

Part Number	V_{RRM} V	V_{vRMS} V	I_{DAV} A	T_C °C	I_{FSM} 45°C 10ms A	V_{TO} V	r_T mΩ	t_{rr} ns	R_{thJC} per Chip/ per Module K/W	R_{thJH} per Chip/ per Module K/W	Figure
PSD 24F/04	400	125	34	85	50	1.18	22	35	2.5 / 0.42	2.8 / 0.47	**3**
PSD 24F/06	600	200	34	85	50	1.18	22	35	2.5 / 0.42	2.8 / 0.47	
PSD 24F/08	800	250	24	85	40	1.39	55	40	2.5 / 0.42	2.8 / 0.47	
PSD 24F/12	1200	400	24	85	40	1.39	55	40	2.5 / 0.42	2.8 / 0.47	
PSD 43F/04	400	125	56	85	110	1.13	13	35	1.6 / 0.27	1.9 / 0.32	**3**
PSD 43F/06	600	200	56	85	110	1.13	13	35	1.6 / 0.27	1.9 / 0.32	
PSD 43F/08	800	250	40	85	90	1.32	30	40	1.6 / 0.27	1.9 / 0.32	
PSD 43F/12	1200	400	40	85	90	1.32	30	40	1.6 / 0.27	1.9 / 0.32	
PSD 91F/04	400	125	86	100	250	0.98	8	35	0.9 / 0.15	1.2 / 0.2	**3**
PSD 91F/06	600	200	86	100	250	0.98	8	35	0.9 / 0.15	1.2 / 0.2	
PSD 91F/08	800	250	74	85	200	1.31	15	40	0.9 / 0.15	1.2 / 0.2	
PSD 91F/12	1200	400	74	85	200	1.31	15	40	0.9 / 0.15	1.2 / 0.2	
PSD 150F/04	400	125	130	85	600	1.09	4.3	35	0.85 / 0.14	1.0 / 0.17	**4**
PSD 150F/06	600	200	130	85	600	1.09	4.3	35	0.85 / 0.14	1.0 / 0.17	
PSD 150F/08	800	250	130	75	500	1.12	5.7	40	0.85 / 0.14	1.0 / 0.17	
PSD 150F/12	1200	400	130	75	500	1.12	5.7	40	0.85 / 0.14	1.0 / 0.17	



Figure 3
page 65

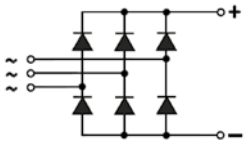

B6U



Figure 4
page 65

© POWERSEM All rights reserved